

Description

- 0-5 m sensing range
- 230 V ac, 115 V ac or 24 V ac – all with 24 V dc supply voltage
- Manual and automatic sensitivity adjustment
- Automatic detector test
- 1 relay and/or 1 transistor output
- Switch selectable light or dark function
- Switch selectable long or short range
- Switch selectable buzzer
- Selectable time-out function
- Power, output, alarm, time-out and detector failure indicators
- Alarm and time-out output
- Plug connection to detectors



The SGC 11 is to be used in conjunction with a set of light curtain transmitter detector SGT and receiver detector SGR, from the SG 11 series.

The series offers automatic and manual sensitivity adjustment via an integral potentiometer. Output can be selected from either a relay or NPN transistor output. Light or dark function and long or short range is switch selectable. The time-out function is switch selectable for 4 to 32 channels, which allows the selected number of channels to be automatically ignored if permanently obstructed for a pre-set period of time, switch selectable from 0.3 to 10 minutes.

The microprocessor controlled detector test ensures that the system will automatically detect and indicate a faulty transmitter or receiver detector, cable break or electrical failure – during operation. The output relay will revert to safe position and the failure will be indicated by the detector failure indicators or alarm indicator. The controller is available with a time-out and alarm NPN transistor output.

The time-out output is activated when one or more channels are timed out, and the alarm output is activated when more than 75% of the channels are timed-out or when the controller detects a system fault.

The controller features a buzzer, which may be activated to indicate a signal output and/or an alarm.

Technical Data		
Supply voltage	ac	24 V ac, 115 V ac or 230 V ac
	dc	24 V dc
Voltage tolerance	ac	-12 % / +6 %
	dc	+/- 15 %
Current consumption		Max. 15 VA
Output	Relay	1 open / 1 close, 250 V ac / 3 A, 120 V ac / 5 A
	Transistor NPN	Max 24 V dc / 100 mA
Power on indicator		Green LED
Output indicator		Yellow LED
Alarm indicator		Red LED
Time-out indicator		Red LED
SGT detector failure indicator		Red LED
SGR detector failure indicator		Red LED
Time-out function		4 to 32 channels, selectable
Max. response time	Relay	(Number of channels x 2 ms) + 10 ms
	Transistor NPN	(Number of channels x 2 ms) + 2 ms
Housing material		Polycarbonate

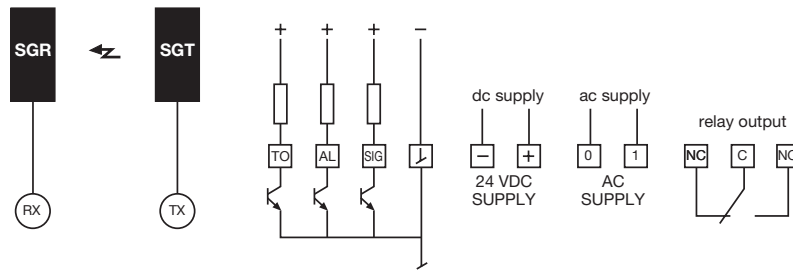
Environmental Data	
Vibration	10-55 Hz, 1,5 mm
Shock	30 g
Temperature, operation	-10 to +40 °C
Temperature, storage	-40 to +80 °C
Sealing class	IP 20
Approvals	CE

Available Types

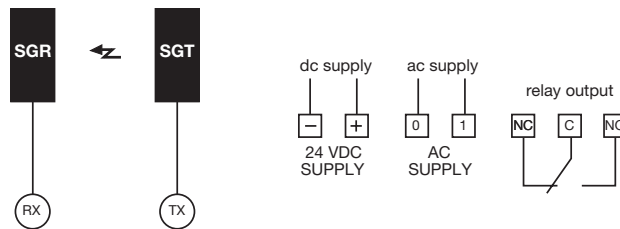
Model	Connection	Output	Supply Voltage	24 V ac / 24 V dc	115 V ac / 24 V dc	230 V ac / 24 V dc
			Feature	Order Reference		
SGC 11 A	Spring-clamp and DIN terminals	Relay and NPN	Alarm and time out outputs	SGC 11 A 302	SGC 11 A 301	SGC 11 A 300
		Relay	-	SGC 11 A 502	SGC 11 A 501	SGC 11 A 500

Note: Detectors to be ordered separately.

Wiring Diagrams

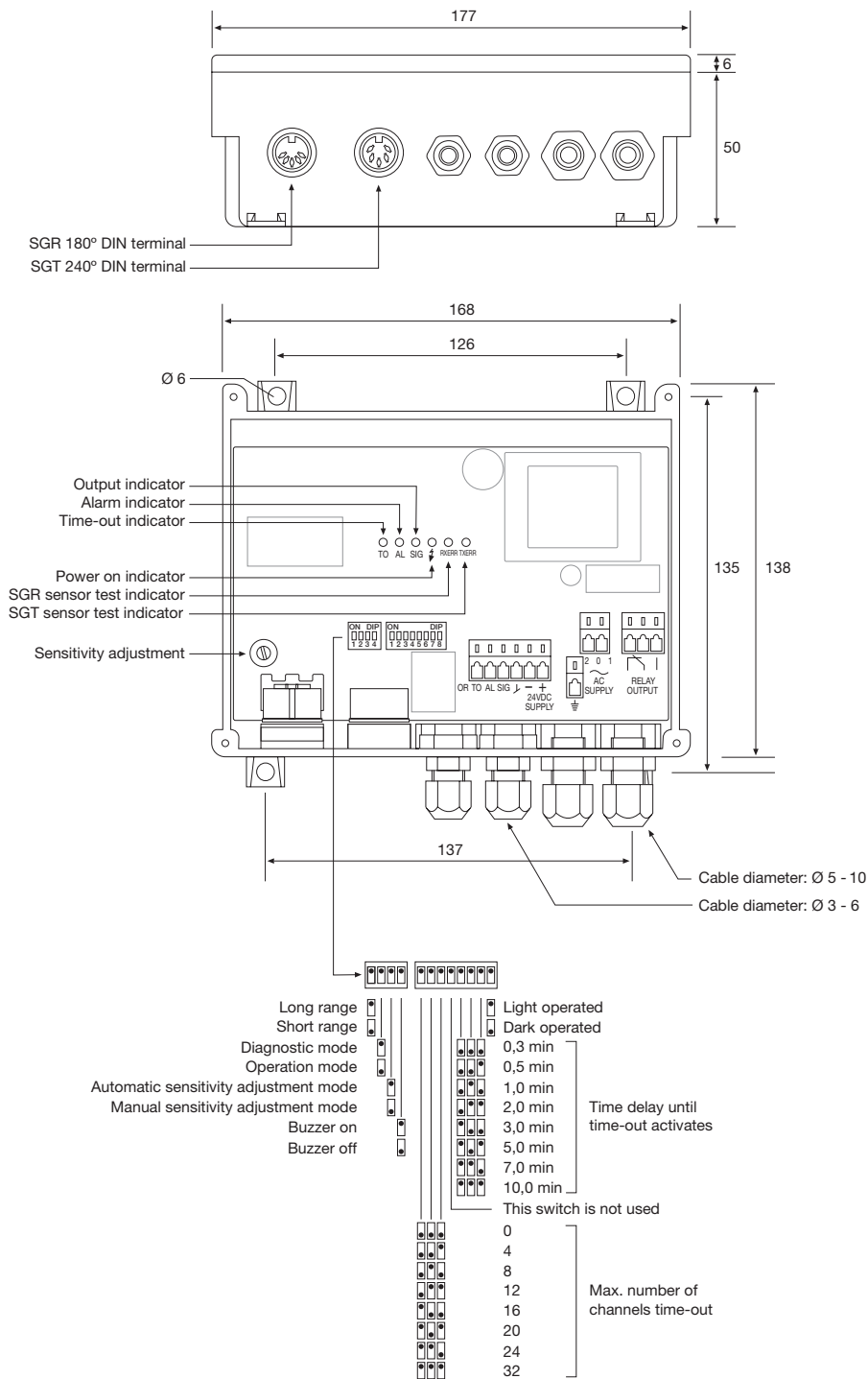


SGC 11 A 30x (Relay and NPN output)



SGC 11 A 50x (Relay output)

Dimensions and Descriptions



(Units in mm)

Telco reserves the right to change specifications without notice.